















| | LIGHTWEIGHT | LIGHTWEIGHT | LIGHTWEIGHT | LIGHTWEIGHT | LIGHTWEIGHT | DOUBLE |
|--|--|---|--|--|--|--|
| |  <p>B-CLEVER \$199.99 MSRP From birth-50 lbs</p> |  <p>PATHWAY \$229.99 MSRP From birth-55 lbs</p> |  <p>B-LIVELY \$239.99 MSRP From birth-55 lbs</p> |  <p>B-FREE \$379.99 MSRP From birth-65 lbs</p> |  <p>B-FREE PREMIUM \$449.99 MSRP From birth-65 lbs</p> |  <p>B-LIVELY DOUBLE \$429.99 MSRP From birth-50 lbs (per seat)</p> |
|  Product Weight | 21 lbs | 20 lbs | 20 lbs | 22 lbs | 22 lbs | 29 lbs |
|  Fold Type | One-Hand Quick Fold | One-Hand Quick Fold | One-Hand Quick Fold | One-Hand Quick Fold | One-Hand Quick Fold | Quick Fold |
|  Basket Size | Large | Large | Large, Front Access | Extra Large, Front Access | Extra Large, Front Access | Extra Large, Front Access |
|  Wheel Type | EVA Foam No-flat | EVA Foam No-flat | EVA Foam No-flat | Rubber No-flat | Rubber No-flat | EVA Foam No-flat |
|  Recline | Near Flat Recline | Infinite Recline | Infinite Recline | Infinite Recline | Infinite Recline | Infinite Recline |
|  Travel System Compatible | YES Adapters included | YES Adapters included | YES Adapters included | YES Adapters included | YES Adapters included | YES Adapters Not included |
|  All-Wheel Suspension | YES | YES | YES | YES | YES | YES |
|  Canopy | UV 50+ | UV 50+ | UV 50+ | UV 50+ Expandable | UV 50+, Ventilated Mesh, Expandable | UV 50+ |
|  Handle | | | | Adjustable | Adjustable | Adjustable |
|  Harness | 5-Point | 5-Point | 5-Point | 5-Point | 5-Point, No-Rethread | 5-Point |