



P04344800




IMPORTANT SAFETY RECALL

August 17, 2015

Subject: Britax ClickTight Convertible Recall TC 2015-364
Products included in recall: Certain Advocate ClickTight, Boulevard ClickTight, and Marathon ClickTight Model Convertible Car Seats

Dear Britax Consumer:

Britax Child Safety, Inc., in cooperation with Transport Canada and the US National Highway Traffic Safety Administration, is conducting a recall of certain Advocate ClickTight, Boulevard ClickTight, and Marathon ClickTight model convertible car seats. Britax has decided that these models manufactured between August 1, 2014 and July 29, 2015 may contain a defect with the harness adjuster button (red), which would pose a safety hazard. The car seats and model numbers included in this recall are identified in the table below.

	<p><u>Advocate ClickTight:</u> E9LV55N ADVOCATE CT CAN, TAHOE E9LV55Q ADVOCATE CT CAN, CIRCA E9LV55Z ADVOCATE CT CAN, LIMELIGHT</p>
	<p><u>Boulevard ClickTight:</u> E9LV45Q BOULEVARD CT CAN, CIRCA E9LV45S BOULEVARD CT CAN, SPLASH E9LV46A BOULEVARD CT CAN, KALEIDOSCOPE E9LV46H BOULEVARD CT CAN, METRO</p>
	<p><u>Marathon ClickTight:</u> E9LV31Q MARATHON CT CAN, COWMOOFLAGE E9LV35R MARATHON CT CAN, VERVE E9LV36B MARATHON CT CAN, TWILIGHT E9LV36L MARATHON CT CAN, VIBE E9LV36N MARATHON CT CAN, RIO</p>



ONLY THE SEATS WITH THIS CLICKTIGHT DIAL ARE INCLUDED IN THE RECALL
NOTE: No other ClickTight products are included in this recall. If your Britax product has a different model number than the model numbers listed above, it is NOT included in this recall.

Description of the Defect

The ClickTight model convertible car seats identified in the table above have harness adjuster buttons (red) which may remain down in the “release” position after the harness is tightened. This will enable the shoulder harnesses to loosen from a child’s movements while secured in the seat. A loose harness may not adequately protect a child in the event of a motor vehicle crash.

Remedy of the Defect

To remedy this condition, we are providing you this free kit that includes a non-toxic food-grade lubricant to apply directly to the harness adjuster button (red). After this one-time application of lubricant, the adjuster button will function normally, move freely inside the finger guide, and will not remain down in the “release” position after the harness is tightened.

What You Should Do

Follow the instructions included in the remedy kit. We recommend that you apply the lubricant to the harness adjuster button (red) immediately. If you have any questions, contact our Customer Service Department at 1-888-

427-4829 (choose option 3) or for consumers outside of US and Canada please call 704-409-1699 or email Britax.Recall@britax.com.

To view a video on how to remedy your car seat, visit www.BritaxClickTightConvertibleRecall.com.

If you are having difficulty getting your car seat remedied within a reasonable amount of time and without charge, you may write to the following address:

For Canadian Consumers:
Head of Recalls
Motor Vehicle Safety Investigations Laboratory
Transport Canada
80 Noël Street
Gatineau, Quebec J8Z 0A1
Telephone (819) 994-3240
Facsimile (819) 994-3372
Recall ID: TC 2015-364

Sincerely,

Britax Child Safety, Inc.

Britax Child Safety, Inc.
4140 Pleasant Rd.
Fort Mill, SC 29708
USA

Tel: 704-409-1700
Fax: 704-409-1710

A **Britax Childcare Group Ltd.** company